



INSTRUCTION BOOKLET

ACCOLADE™

**SUPER NINTENDO**  
ENTERTAINMENT SYSTEM



*Thank you for purchasing this Bubsy II Super NES<sup>®</sup> Game Pak.*

**WARNING: PLEASE READ THE ENCLOSED CONSUMER INFORMATION AND PRECAUTIONS BOOKLET CAREFULLY BEFORE USING YOUR NINTENDO<sup>®</sup> HARDWARE SYSTEM OR GAME PAK.**

## **CREDITS**

Producer: **Cynthia Kirkpatrick**; Executive Producer: **John A.S. Skeel**; Assoc. Producer: **James Kucera**; Design: **Team Bubsy**; Art Design: **Beckett Gladney**; Map Design: **Cynthia Kirkpatrick**; Add'l Map Design: **James Kucera, Arlin Robins, Gary Strawn**; Bubsy Design and Animation: **Ken Macklin**; Programming: **Paul Kwinn, Russell Shiffer**; Music Composition: **Chip Harris**; Sound & Sound Programming: **Russell Shiffer**; Animation and Backgrounds: **Adrian Bourne, William Eakin, Beckett Gladney, Michael McLaughlin, Ken Macklin, Arlin Robins**; Bubsy's voice: **Rob Paulson**; Support Programming: **John Canfield, Duke Cho, David Houston, Fred Mack, Luis Rivas, Gary Strawn**; Quality Assurance Coordination: **Dexter Dorris, Scott Barnes**; Quality Assurance: **Harry Chavez, Steve Fallas, Kevin Seiter**; Comic Book Illustration: **Ken Macklin**; Comic Book Story: **Bobbi Fagone, John A.S. Skeel**; Manual Writing: **Suzanne Sweeney**; Manual Interior Illustrations: **Adrian Bourne, Michael McLaughlin**; Creative Services: **Shirley Sellers**; Marketing: **Bobbi Fagone, Nicole Noland, Larry Wiesler, Robert Burnett**. Special thanks to **Steve Kirkpatrick, Taunya Shiffer** (for the loans), **Brian Silva** and all those who helped.



LICENSED BY



NINTENDO, SUPER NINTENDO  
ENTERTAINMENT SYSTEM  
AND THE OFFICIAL SEALS ARE  
REGISTERED TRADEMARKS  
OF NINTENDO OF AMERICA INC.  
©1991 NINTENDO OF AMERICA INC.

THIS OFFICIAL SEAL IS YOUR  
ASSURANCE THAT NINTENDO HAS  
APPROVED THE QUALITY OF THIS  
PRODUCT. ALWAYS LOOK FOR  
THIS SEAL WHEN BUYING GAMES  
AND ACCESSORIES TO ENSURE  
COMPLETE COMPATIBILITY WITH  
YOUR SUPER NINTENDO  
ENTERTAINMENT SYSTEM. ALL  
NINTENDO PRODUCTS ARE  
LICENSED BY SALE FOR USE ONLY  
WITH OTHER AUTHORIZED  
PRODUCTS BEARING THE OFFICIAL  
NINTENDO SEAL OF QUALITY.



WELL, IT DIDN'T TAKE A PRESCRIPTION CRYSTAL BALL TO SEE THAT THE TOWN OF KNEE BEND WAS ABOUT TO UNDERGO ITS FIRST ECONOMIC BOOM SINCE THE HOG-IN-THE-WALL GANG DYNAMITED THE BANK VAULT BACK IN 1886.


WELL, THINGS CERTAINLY ARE BOOMIN' ROUND HERE.

RECKON SO.

THAT'S WHAT THEY SAY.

WHO SAYS WHAT?

KNEE BEND  
POP. 102 1/2  
FUTURE HOME OF THE  
AMAZATORIUM



AND IT WAS ALL BECAUSE OF THE INSPIRED TEAMING OF OINKER P. HAMM, THAT ULTIMATE CAPITALIST BOAR, AND DR. V. REALITY, SCIENTIFIC GENIUS AND PEPPERONI PIZZA EXPERT. OINKER'S MILLIONS AND DR. REALITY'S INTELLECT HAD COMBINED TO CREATE WHAT WOULD PROVE TO BE THE ULTIMATE TRAP...

WASN'T MUCH OF A BOOM.

SONIC BOOM?


I DIDN'T HEAR ANYTHING.

SONIC WHO?

You're the flea on my heart








HOW TRUE,  
HOW TRUE.

2



WHICH BRINGS US TO BUBSY BOBCAT,  
WHO WITH HIS SIDEKICK ARNOLD, IS  
NOW TAKING HIS NIECE TERRI AND HIS  
NEPHEW TERRY TO...



...THE THEME PARK DREAMED UP BY OINKER, CREATED BY DR. REALITY'S GREATEST INVENTION THE WOMPUM — THE WORLD ORIGINATION AND MATTER PROJECTION UNIFICATION MACHINE. HERE, THE EXHIBITS ARE SO REALISTIC, IT'S HARD TO BELIEVE THEY'RE ONLY SIMULATED... OR ARE THEY?

ONLY 32,875.3 METERS TO

# THE INCREDIBLE AMALZATORIUM

FREE COFFEE!

NOW  
HIRING

EEEEEEK!  
THE SIGN! THE SIGN!  
DON'T HIT THE —


THIS WAY

and we'll collar this romance—

NEWS FLASH!!! Thousands of travelers have been left stranded by the disappearance of all airplanes. As usual, officials are clueless as no one seems to remember what an airplane is.
























MEANWHILE, DEEP IN THE SOPHISTICATED TECHNICAL LABYRINTH THAT FORMS THE AMAZATORIUM'S NERVE CENTER, THE BUBSY TWINS FIND THEMSELVES SURROUNDED BY HYDROGENATED PULSATORS, FUEL-INJECTED TRITONOMETORS WITH DIODE-CHIP MAGNETIZING RODS ALL WHIRRING TO THE QUIET HUM OF THE TWIN-ENGINE NEO-PODS.

COOL.

IS THAT A  
TURKEY BASTER?

TODAY I'VE STOLEN EGYPT AND MUSIC —  
TOMORROW THE WORLD!


WHAT A PIG, I'D RATHER  
HAVE DISNEYLAND.

SHHHHH. THIS  
IS AN IMPORTANT  
POINT.

HOW DO  
YOU KNOW?

BECAUSE THIS COMIC'S HALF  
OVER ALREADY AND WE'RE  
RUNNING OUT OF SPACE.






WHAT'S A  
"WOMPUM"?

THANKS TO MY WOMPUM  
DEVICE I CAN STEAL ALL THE  
WORLD'S HISTORY AND MAKE  
A FORTUNE! NOTHING AND NO  
ONE CAN STOP ME!

THAT SCIENTIFIC BREAK-  
THROUGH THE NARRATOR TALKED  
ABOUT BACK ON PAGE 3. WEREN'T  
YOU PAYING ATTENTION?













MEANWHILE, BUBSY'S KEEN, RAPIER-SHARP MIND HAS MADE A STARTLING DISCOVERY.

THE TWINS  
TOOK OUR LUNCH!

OOOH! OOOH! THAT'S  
NOT ALL THEY TOOK. THEY'VE  
ALSO GOT THE DIVING SUIT, THE  
PORTABLE HOLE, THE SMART BOMBS  
AND THE NERF BALLZOOKA. AND  
THEY'RE TRESPASSING IN  
THE AMAZATORIUM.


MAJOR  
LAWSUIT.

12

ARNOLD, THE TWINS ARE  
FAMILY! WE MUST RESCUE THEM  
FOR HUMANITY'S SAKE. WE MUST RESCUE  
THEM FOR THE HERO'S CODE OF ETHICS.  
AND WE MUST RESCUE THEM BEFORE  
THEY GET TO THE POTATO SALAD.

CLASS ACTION.







AND SO OUR BRAVE ADVENTURERS SALLY FORTH.

WHO'S SALLY?

AND WHY IS  
SHE FOURTH?



THIS IS NOT GOOD.  
THIS IS DEFINITELY  
NOT GOOD.

14

WE'RE  
DOOMED.


RELAX.  
IT'S JUST SPECIAL  
EFFECTS.








LOOKS LIKE  
WE'VE GOT  
SOME BAD PORK  
TO PUT RIGHT.





## TABLE OF CONTENTS

A Word From Bubsy .....	18
Object of the Game .....	18
Setting Up the Game .....	19
Controls .....	19
Bubsy Controls .....	19
Rocket & Bi-Plane Controls .....	20
Additional Controls – All Worlds .....	21
Additional Controls – Mini Games .....	21
Options .....	22
Awesome Amazatorium Tours .....	22
High Score or Best Time? .....	25
Control Pad Controls .....	25
Sound and Music .....	25
When You Arrive At The Amazatorium .....	25
Travel Advisories For The Tour .....	26
Now Appearing On The Big Screen... ..	27
Mid-Level Markers .....	28
Useable Items .....	29
Don't Leave Home Without 'Em .....	31
Continues .....	32
Henchhogs and Bad Guys .....	32
Things To Give A Wide Boarth To .....	34
Winning The Game .....	35
So Ya Think You're Pretty Bad .....	36



**BUBSY**







## A WORD FROM BUBSY: THE BOBCAT, THE LEGEND

Just think of it. Me. Bubsy Bobcat. Fabulously talented star of game and screen, reduced to pushing Amazatorium Tours for Dr. V. Reality. Why, it seems like it was only yesterday when I was wild. Free. And not committed to wearing a work outfit that comes with a paper hat.

I'm the Official Tour Guide of Dr. Reality's AMAZATORIUM. Oh sure. It sounds like fun. But maybe you should read the fine print in your travel brochure before making me your trusty travel guide...

### The Absolute Definitive Object Of The Game

*To complete the game in a victorious manner, you must reach and then defeat Oinker P. Hamm. To locate Oinker, travel through all the levels of the selected tour in the Amazatorium, **MAKING SURE TO TAG THE END OF LEVEL MARKERS** (large, red marbles) in each world. When all levels are completed, the boss door will open that leads you to Oinker.*

### These Items Are Important, Too!

*The Amazatorium has three floors and two wings – East and West. Choosing one wing or the other will affect which sections you will venture through. Each wing is entirely different, complete with its own challenges. To put it technically, "It's like having two-two-Two Amazatoriums in One." Before making that all-important wing choice, you must choose a tour. The number of levels seen in the Amazatorium will depend on the type of tour you choose. Each tour increases with difficulty, ranging from the First Floor Tour as the mildest, to the Grand Tour as the longest and most difficult.*



## SETTING UP THE GAME...

- 1 Make sure the power switch is OFF on your Super Nintendo Entertainment System.
- 2 Pop the *Bubsy II* game pak into the machine following the steps in the Nintendo System manual.
- 3 Slide the power switch ON. Turn the TV on, too.

## CONTROLS

### Bubsy Controls



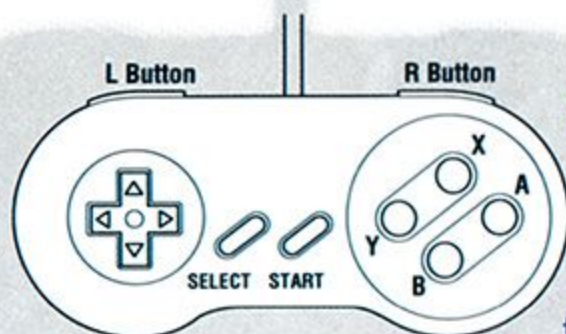
I'll look up, activate a transporter, enter a warp cave, or throw a switch.

#### L Button

Makes me look left and shows extended view of the world.



I'll look down.



#### R Button

Makes me look right and shows extended view of the world.



I'll run on the ground or glide in the air in the direction you are pressing. The longer you press, the more I'll speed up.

#### X Button

Will change the selected item for me to use.

#### A Button

Lets me use the selected item.

#### Y Button

Makes me glide when I need to get down from a high place SAFELY.

#### B Button

Makes me jump. The longer you press, the higher I'll jump. Press with ◀▶ to move me while I'm in the air.

#### START


Pauses game.



19



**Hint:** To open your "lion" share of doors in the Egypt World, look for hidden switches and press ▲. Switches in other worlds look like, well, SWITCHES. (Next stop, brain surgery, JEEZ!)



## Rocket and Bi-Plane Controls

### L or R Button

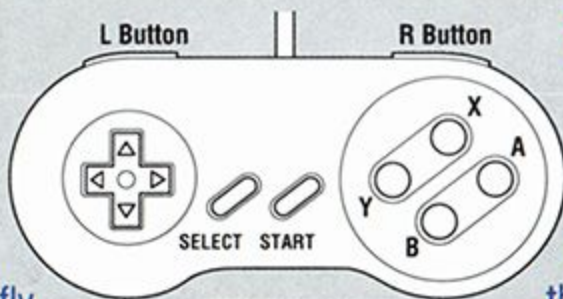
Makes me turn around in the bi-plane.

### A Button

Lets me use the selected item.

▲ Makes me fly higher.

▼ Makes me fly lower. (They're still workin' on a way to make me straighten up and fly right! Not a chance!)



### B Button

Press to drop pies. (Just doin' my bit to promote peace through squooshier firepower!)

### X Button

Changes the selected item for me to use.

### START

Pauses game.

### ◀ or ▶

Keep pressing to have me speed up or slow down while zipping through the stars and clouds.

### Y Button

Press to fire the Nerf® Ballzooka™. (Oinker's gang won't know what hit 'em!)



**Hint:** In Two-Player Feisty games, beware of banana back-lash. If you get bopped with one in Air Wars or Space Pirates, your bi-plane or rocket will temporarily go bonkers.



## Additional Controls - All Worlds

**Friendly Two-Player Game** - Press the **B Button** to have the Twin throw bananas at enemies. The Twin can also help me collect items by simply touching them.

**Feisty Two-Player Game** - Press the **B Button**. The Twin will drop bananas on me, hoping I'll step and slide on them.

## Additional Controls - Mini Games



**Frogapult** - Press **▲/▼** to move me to the top or bottom of the screen. The stunt frogs will fly about as far as I am standing. Press **any button** to fire. Use the **Control Pad** to move the frog toward its target.

**Armadillo Drop** - One marvelous mess of a mechanical maze. Use the fans (**Control Pad**) to steer Arnold to the safety of the bottom of the truck. Keep an eye out for these helpful gizmos: Half Bubbles open doors and Bouncers give an extra boost. If you beat the clock in this game, you'll get mega bonus points.



**Hint:** Watch out for tires. One wrong turn and Arnold becomes a re-tread. And guaranteed, you will lose your time bonus for that.

**Liquid Lunacy** - I'll enjoy my favorite pastime, Deep Sea Diving, (what?!) while in search of all kinds of wonderful items and power-ups. The most exciting of these is the Super Marble, which is worth a phenomenal TEN TRADING CARDS. Oh yes, make sure I avoid those small, barely-worth-mentioning, whirlthing fishy is pools. (Something going on here.)

**BUBSY!!**





## OPTIONS

### Awesome Amazatorium Tours

Taking a good trip requires a little planning. So, I'll get started by introducing our incredible selection of fun and exciting tours...



#### First Floor Tour

Take an "Easy" visit to the **first levels of Egypt, Music, Space, Medieval and Aerial** worlds, then discuss the fate of the world with Oinker P. Hamm.

#### Second Floor Tour

This Tour covers a visit to each of the five worlds.

Watch out, things get tougher on the second floor.

#### Third Floor Tour

This tour takes me directly to the top floor of the Amazatorium. This floor is packed with tough henchmen and one furious boss. Is it too late to change my reservation?

Remember, no matter which tour you choose, I must **TAG THE END OF LEVEL MARKER** (big red marble) in each world before the boss door leading to Oinker will open.

After you've completed your tour in the **East Wing**, try the **West Wing** for a completely different experience.

2 PLAYER FRIENDS  
GRAND TOUR  
PLAY FOR POINTS  
MUSIC-SFX ON  
B-JUMP Y-GLIDE  
X-ITEM A-USE  
CREDITS



## Grand Tour

The **Grand Tour** is the most difficult. It covers all **three floors** of **Egypt, Music, Space, Medieval** and **Aerial** worlds, including an expanded version of the first and second floor levels. That's 15 glorious levels! Before I can move from one floor to another, I must **TAG THE END OF LEVEL MARKER** located in each world and fight the interim boss. After I've completed all three floors, I'll face the ultimate challenge of battling Oinker.



**Hint:** On all tours, except the First Floor Tour, some of Oinker's henchmen will take multiple hits before they decide to go out for lunch. Also, watch for the boss door once all the tour levels have been completed. (The Grand Tour boss door will lead through all sections of the Amazatorium before you reach your FINAL destination.)

23

## Private Excursion or Companion Fare...You Decide

### One-Player

Totally alone, I'll brave the dangers of the Amazatorium. Totally alone, I'll set out to recover my errant niece and nephew. Totally alone, I'll face a crowd of frenzied, barnyard animals...

You want me to do this alone? ARE YOU NUTS?!

### Two-Player Friendly

Take turns working with me to defeat Oinker's crazy critters. When your buddy is taking care of me, you take control of one of the Twins and help out by collecting treasure and throwing bananas on enemies. Look for switches that close pits or turn off hazards, so your friend has an easier time coming through (if a switch will affect the second player, you'll see a "2" when you turn it on). A level is counted as complete when either player has reached the end of level marker. The score at the end is a total of both player's efforts.





## Two-Player Feisty

You still take turns working with me to defeat Oinker's barnyard critters. But when the second player is taking care of me, you take control of one of the Twins and drop bananas on me to make me slide. But beware the Smart Bomb; if it hits the "Twin player," the effect is truly STUNNING. (Yes, we have no bananas... at least for a little while!) Look for switches that open pits or turn on hazards, so the other player has a tougher time coming through. As a Feisty player, you work individually to complete all the levels and reach Oinker. Both scores are displayed at the end.

**Note:** If everyone playing has lost all their lives, the tour is OVER. (No refunds. Each tour-ticket sale is final. Have a nice day.)

## One and Two-Player Mini-Games

Alone, or with a buddy, you play only the Mini-Game Series: Frogapult, Armadillo Drop, and Liquid Lunacy. And I'm tellin' you now, as your trusted tour guide, that no frogs, armadillos, or bobcats were harmed in the making of these games. Honest. Cat's Honor. Cross my heart and hope to fry...





## High Score or Best Time?

When you're playing for High Score, pick up every marble and treasure you can find. Search thoroughly, but don't waste too much time. You have only 15 minutes to get through each level. When you're playing for Best Time, the on-screen clock is counting the time it takes for me to get to the end of the level. Points don't matter, so don't waste precious seconds going after items you don't need.

Get it? Got it? Good.

## Control Pad Controls

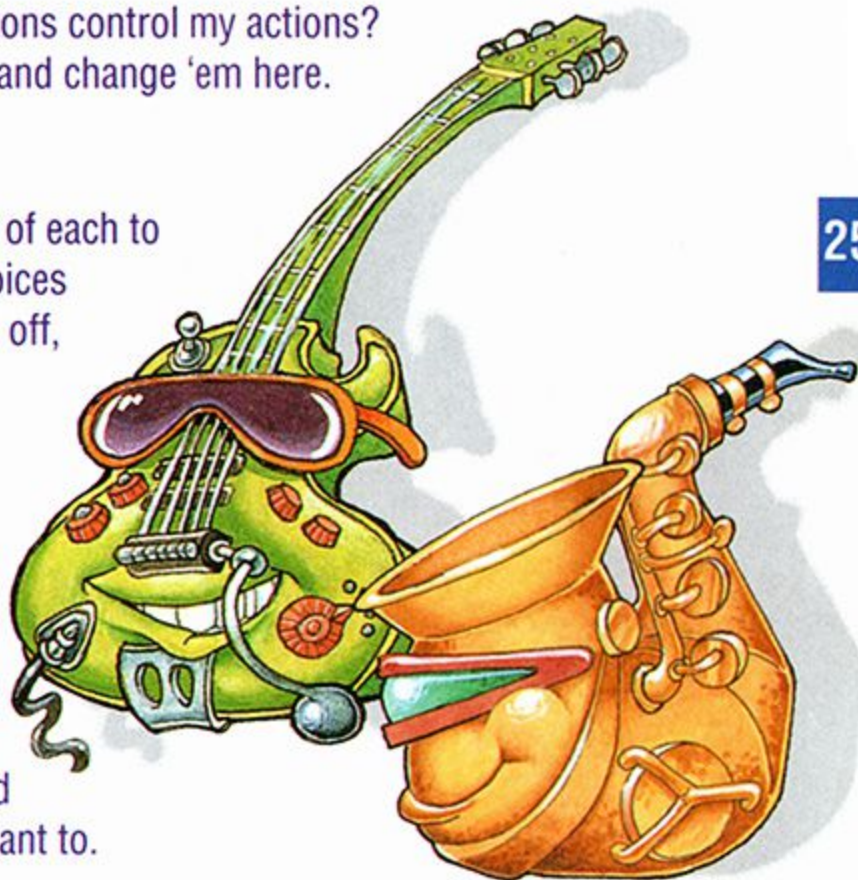
You don't like which buttons control my actions? Go ahead, make my day and change 'em here.

## Sound and Music

Select the right amounts of each to suit your mood. The choices are: Sound effects on or off, Music on or off.

## Credits

Finally, the answer to that burning question: How many people does it take to make a pig fly?...And better yet, you'll learn what kind of folks would actually want to.



25

## WHEN YOU ARRIVE AT THE AMAZATORIUM

Now, the moment you've been waiting for... entering the Amazatorium. Which wing will it be, east or west? C'mon make it snappy, you aren't the only group I have coming through here you know! (That's what we're all about here at your friendly, neighborhood Amazatorium: options and choices. Don't ya just LOVE it?)



## Travel Advisories For The Tour

You'll notice, as we step into the Amazatorium, that in front of every wild and wonderful world there's a transporter pad. (But there is NO food or drinks allowed. Unless you want to share.) To enter any of the worlds, press ◀▶ to put me on the transporter pad. Then, press ▲ and it's "Bon voyage, Bubsy."

## The Amazatorium Gift Shop

As a bonus for completing a level, use your Trading Cards to buy and sell any of the toys I've picked up in my travels. (For more info, see "Useable Items," pg. 29.)

Press ▲/▼ to select the item you wish to buy or sell. Press ◀ to buy. Press ▶ to sell.

The current "rate of exchange" on the following items is:

Nerf® Ballzooka™ = 1 card

Portable Hole = 5 cards

Smart Bomb = 2 cards

T-Shirt = 10 cards

Diving Suit = 3 cards

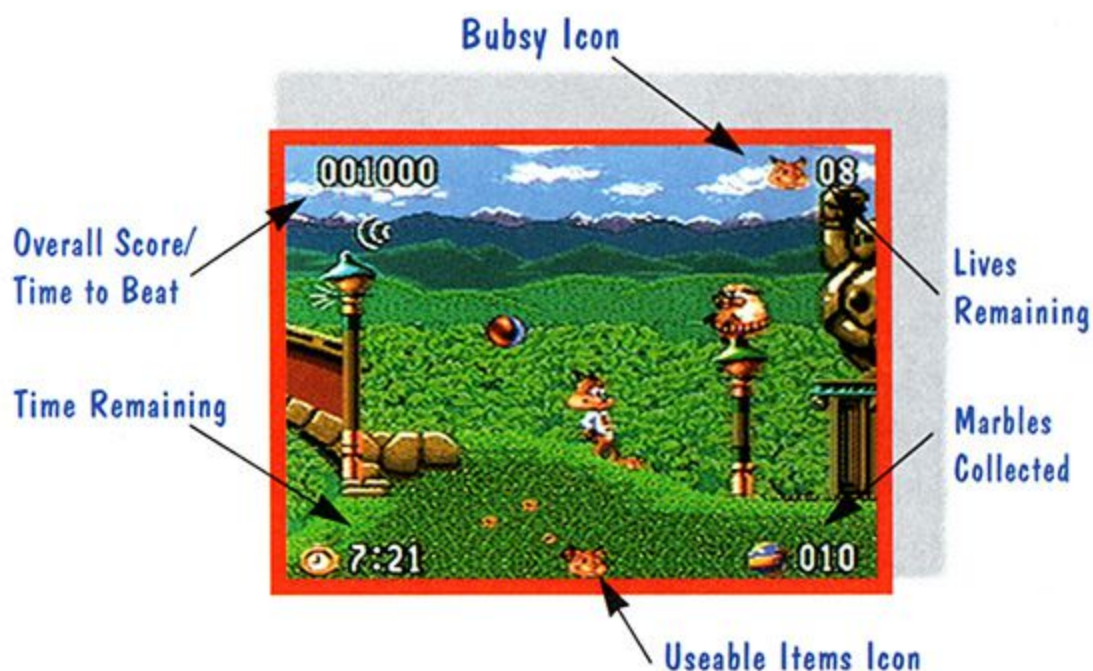
When you're finished wheeling and dealing in the gift shop, press **START** to get back to the Amazatorium and the rest of the tour!



**Hint:** Press **START** while you're in the Amazatorium if you want to know your current score.



## NOW APPEARING ON THE BIG SCREEN...



Let's go over what all these numbers and icons mean. If you already have it figured out, brownie points to you. Just humor me and read along anyway, OK?

### Overall Score

You'll get points for every one of Oinker's henchmen that you help me bop, bash, or otherwise put out of business. And for you over-achiever types, there are extra points available for collecting all of the goodies (marbles, trading cards, crates and such) left laying around the Amazatorium. (More on that story later...)

### Marbles Collected

Lets you know how many marbles you've collected. Just checking to see if you're still with me.

### Time Remaining

If you're playing for Best Time, you'll probably want to keep an eye on this part of the screen.



## Lives Remaining

Lets you know just how many of my lives you're taking into your hands! (No pressure, no pressure...)

## Bubsy Icon

The face of this icon has an unmistakable allure, a wild attraction, a ferociously handsome aura. Because it's ME! (Did you ever doubt?) But as I take hits from Oinker's henchmen, it changes:

0 Hits - Undamaged. Purr-fect as always!

1 Hit - Slightly Damaged. Jeez, bad fur day!

2 Hits - About To Bite It (so to speak). Somebody, quick! Call a plastic surgeon!

**Hint:** If things look ugly, and they will if I have two hits, keep an eye out for the Patch-Up. Read on to find out how to use it.

## Useable Items Icon

This icon will change as you use the **X Button** to select collected items. If you've been resourceful, fast, and fearless in the game; you could have any of these to choose from: Portable Hole, Diving Suit, Smart Bomb, or Nerf<sup>®</sup> Ballzooka<sup>™</sup>. (That last item is my personal favorite!)

## MID-LEVEL MARKERS



When I get to an exclamation point, I'm part way through a level. Make me tag it and it will change to a spinning red marble with my charming face on one side. When I lose a life, I'll come back to the last mid-level marker I tagged.



## USEABLE ITEMS

When the Bubsy Twins took their bag of toys into the Amazatorium, they didn't notice the gradually widening hole in the bottom, which leaked the contents all over five different worlds. Find and collect these nifty items. They'll help you during the tour.

### Portable Hole



Press the **X Button** until the Portable Hole is selected.

Press the **A Button** once and I'll be rarin' to go.


Press the **A Button** again and I'll dive through the hole and arrive back at the Amazatorium.

I can leave a level and come back as often as I want. (Bobcats crave that kind of freedom.) But the level won't be counted as complete until I tag the end of level marker. On the other paw, any other move will make me put the hole away and continue with the level.

### Diving Suit

Press the **X Button** until the Diving Suit is selected.

Press the **A Button** once to put on the Diving Suit and a second time to take it off. (I'm going UNDER-gulp-WATER?! Wait a minute. That does it. Get my agent on the phone. The closest this bobcat gets to diving is doing the Limbo on a Club Med trip to Tahiti.)



**Note:** I can't use the Diving Suit in Air Wars or Space Pirates, so don't bother tryin'. See? Told ya. Can you say "waste-of-time?" Knew you could.



## Smart Bomb

Press the **X Button** until the Smart Bomb is selected. Press the **A Button** to set off the bomb.

Any of Oinker's henchmen who are visible will be changed into very harmless, but very collectable, marbles.

Any twin player hit by the Smart Bomb will be stunned by my quickness and agility. And simply unable to throw any bananas (too bad its just temporary, huh?)




## Nerf® Ballzooka™

Press the **X Button** until the Nerf Ballzooka is selected.

Press the **A Button** to fire Nerf balls at Oinker's henchmen.

Anyone who's hit will turn into a Trading Card for me to collect. And you know what THAT means:

**MORE TOYS!!**



**HINT:** Each useable item can be used only once. After that, I'll have to scramble through the levels to pick up others or, purchase them with Trading Cards.



## DON'T LEAVE HOME WITHOUT 'EM

The items below are pretty handy to have around as you make your way through the Amazatorium.

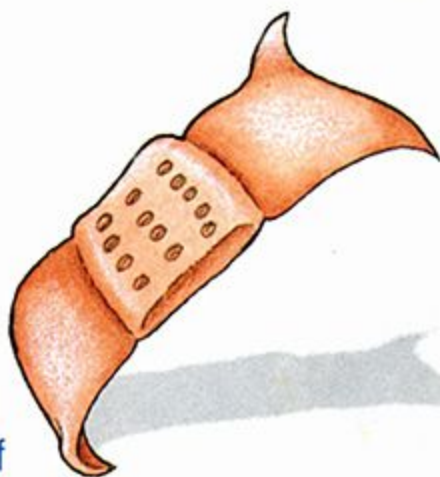
### Trading Cards



To collect Trading Cards: Bop enemies with your Ballzooka™ or get the Super Marble from the Liquid Lunacy Mini-Game. (Have I told you lately how much I LOVE using my Ballzooka? Just a thought.) To learn how to use your Trading Cards, see "The Amazatorium Gift Shop," page 26.

### Patch-Up

This bobcat fixer-upper looks like a great, big bandage. It's good for anything that ails me. If I'm close to losing all my lives, have me tag the Patch-Up. The Bubsy icon in the upper right of the screen will show my speedy recovery.



### Bag o' Marbles


What it says, is what it is. A big Bag o' Marbles. But you can nab some happy points by scooping up one. So, keep on the lookout...



### Super Marble

"Found only in the Liquid Lunacy Mini-Game," that's what the brochure says. Well, good luck to you, diving for that buried treasure. I would do it, but you know how much I hate water. I mean, it just plays heck with the hair!





## Marble Crates

Now, you thought the Bag o' Marbles was something to write home about. Just imagine a CRATE of marbles. Just thinkin' about all those points, makes me wanna go buy a forklift.

## The Mighty Souvenir T-Shirt

No trip would be complete without a souvenir T-Shirt. So, if you see one of these shirts, GRAB IT — it'll give you an extra life.



## CONTINUES

When you've lost all my lives, (Thanks, pal!) the game will know which levels you've completed, and will place you back in the Amazatorium ready to go again.

## Henchhogs and Bad Guys

### Ace the Flying Penguin

The wicked exception to a known rule of nature; PENGUINS DON'T FLY. But hey, they usually don't drop huge ice cubes on unsuspecting bobcats, either. So, go figure.





## Sid "the Vicious" Shrew and Boz "the Gourmet" Buzzard

Sid has an insatiable appetite. I mean it, keep your hands and feet away from the guy's mouth. He eats EVERYTHING. One part sneaky, three parts pathetic, he is best buds and a partner in crime with Boz "the Gourmet" Buzzard.



Boz is renowned for putting together tasty roadkill feasts. Since there doesn't seem to be a big outside market for Boz's, um, cuisine, he turned his frustrations toward a life of crime. Beware of the infamous "Boz Bomb."

33

## Billy the Kid



One ornery cuss of a gymnastic goat. Get him riled and he'll sidekick ya so hard, you'll wind up in the cheap seats.

## Lambo

Ewe ain't seen nothing yet that compares to the evil action of this sheep's lethal bleat. Raw, turbo-decibel power, comin' straight at ya! Stand baaa-aa-aa-aack!





## Jumping Hog

Kind of an Everyhog as far as enemies go. Just don't let him get under your skin, OR sit on your head, for that matter. He'll leave a real impression on your mind!



## Jimmy "Knuckles" Hog

One mean looking slab o' meat. Definitely wouldn't want to run into him in a dark alley. Or a light alley. Or one done up in paisley. Or...Well, I think you get the picture. Do you have a pair of hog-nail boots? You'll need 'em against this pig.



34

## THINGS TO GIVE A WIDE BOARTH TO

### Fire

Wanna know what really burns my tail?—A flame about this high. Since Oinker did a half-arsed job of putting clearly marked Exits in the Egypt World, and a great job of installing huge, open fire pits, it's a snap to make me a smokin' pile of fur. But you won't let that happen, will you?



## This Is Bubsy. This Is Bubsy On Electricity.

When I touch this stuff, I fry. Any questions?





## Bottomless Pits

Now, I used to think only yahoo-pinhead types thought you could tunnel through the world and get to China. Well, fellow travelers, I've sailed through the darkness, and I believe. Don't make me jump down a solid black hole unless you're SURE about where it's going. Remember, the life you save, may be my own.

## WINNING THE GAME

I win the game by defeating Oinker, but YOU win depending on the Game Goal you choose and the Number of Players you have playing. In Best Time Mode, whoever is awarded the most trophies is the winner. You're the winner in High Score Mode if you beat your opponent's score.

### Notes:

- Ties ARE allowed.
- To win in Best Time – Two-Player Friendly Mode, your combined number of trophies must beat Oinker's.
- Remember, you win trophies if you have the best time in a level.



## SO YA THINK YOU'RE PRETTY BAD

So. You've played the game. You've played it a million times. You've played it until your ears wiggled and your hands twitched; until the Twins were etched permanently onto your eyelids and you called out in your sleep at night, "No more, Oinker, you swine! NO MORE!!"

Well, maybe not. But you still think you're pretty bad, don't ya? Let's see ya prove it.

If you love the bizarre and irresistibly twisted worlds in my game, (c'mon, admit it, you know you do) then do your worst, or best as the case may be. Send a mug shot, er, picture of you right next to your absolute, blown-the doors-off-all-your-friends Best Score or Best Time to me:

**Bubsy Bobcat**  
c/o Accolade, Inc.  
5300 Stevens Creek Blvd. #500  
San Jose, CA 95129

Oh yeah. One more thing. Get someone who still has thumbs to snap the picture, will ya?





## 90-Day Warranty

Accolade, Inc. warrants for a period of 90 days from the date of purchase by the original purchaser of this Game Pak that the Pak will be free from defects in materials and workmanship. A defective Game Pak which has not been subjected to misuse, excessive wear or damage due to carelessness may be returned during the 90-day period without charge. To receive warranty service:

- 1 DO NOT return your defective Game Pak to the retailer.
- 2 Notify Accolade Customer Service of the problem by calling (408) 296-8400 between the hours of 8 AM and 5 PM (Pacific Standard Time) Monday through Friday. Please **do not** send your Pak to Accolade before calling Customer Service.
- 3 If the Customer Service Representative is unable to solve the problem by phone, you will be provided with a Return Authorization number. Record this number on the outside packaging of your defective Pak (be sure your packaging is at least 4" x 6" as many shipping companies will not ship anything smaller), and return your Pak **FREIGHT PREPAID AND INSURED FOR LOSS OR DAMAGE**, together with your sales slip or similar proof-of-purchase within the 90-day warranty period to:

**Accolade, Customer Service, 5300 Stevens Creek Blvd. #500, San Jose, CA 95129**

After the 90-day period, a defective Pak may be replaced in the United States for \$15 (U.S. dollars; plus 8.25% sales tax if the purchaser resides in California). Make checks payable to Accolade, Inc. and return to the address above. (To speed up processing, return only the Game Pak, not other materials.)

This Game Pak and the user manual are provided to the customer under license from Accolade, Inc. and are subject to the following terms and conditions, to which the customer agrees by opening the package of the Game Pak and user manual and/or using the Game Pak. Granting of this license does not transfer any right, title or interest in the Game Pak or the user manual to the customer except as expressly set forth in this License Agreement.



Bubsy and the Bubsy Character are trademarks of Accolade, Inc. Bubsy II ©1994 Accolade, Inc. All rights reserved. All other trademarks and registered trademarks are the properties of their respective owners. Neither the Game Pak nor the user manual may be duplicated or copied for any reason. The customer may not transfer or resell the Game Pak or user manual.

The remedies provided above are the customer's sole and exclusive remedies. In no event shall Accolade, Inc. be liable for any direct, indirect, special, incidental or consequential damages with respect to the Game Pak or the user manual. Except as provided in the warranty section, Accolade, Inc. makes no warranties, either express or implied, with respect to the Game Pak or the user manual, and expressly disclaims all implied warranties, including, without limitation, the warranty of merchantability and of fitness for a particular purpose.



ACCOLADE™

5300 Stevens Creek Blvd., San Jose, CA 95129, (408) 296-8400

Printed in Japan